








The Mobile Beacon advantage is clear!

When you compare Mobile Beacon to other 4G providers, the difference is black and white. Through our agreement with CLEAR, the largest spectrum holder in the U.S., we provide nonprofits with more value and capacity. Spectrum is the foundation of a wireless network. It's like lanes on a freeway – we have more lanes so we can move more traffic (data) faster with no rush-hour delays.

Our mission is to put affordable technology in the hands of the organizations who are helping to change the world. Access is just **\$10 per month**, plus there are no data caps and no overage fees! Bottom line? More speed, more capacity, and more left over in your budget. **See for yourself!**



	4G Availability
	Average Download Network Speed
	Data Plan Cost
	Data Plan Includes
	Overage Fees

Select Cities
3–6 Mbps
\$10/month
Unlimited Data
N/A

Select Cities	Select Cities	Select Cities	Select Cities
5–12 Mbps	5–12 Mbps	3–8 Mbps	3–5 Mbps
\$50/month	\$50-90/month	\$35-80/month	\$30-70/month
5 GB	4–12 GB	3 –12 GB	2–10 GB
\$10.00/GB	\$15/GB	\$.05/MB	No overage fees, but reduced speeds after you reach your plan's limit.

All of the above-quoted prices are plus tax.

Comparative prices, features and terms for mobile broadband plans (relating to computers, mobile hotspots, and USB modems) of AT&T, T-Mobile, Sprint, and Verizon Wireless are based on published information on these competitors' respective websites as of March 8, 2013.

Speed comparison based on average network speeds as reported by AT&T, Verizon, Sprint, and T-Mobile, as well as independent review found in PCWorld's most recent speed tests (April 16, 2012).



T: 401.934.0500 • F: 401.934.0505 • www.mobilebeacon.org